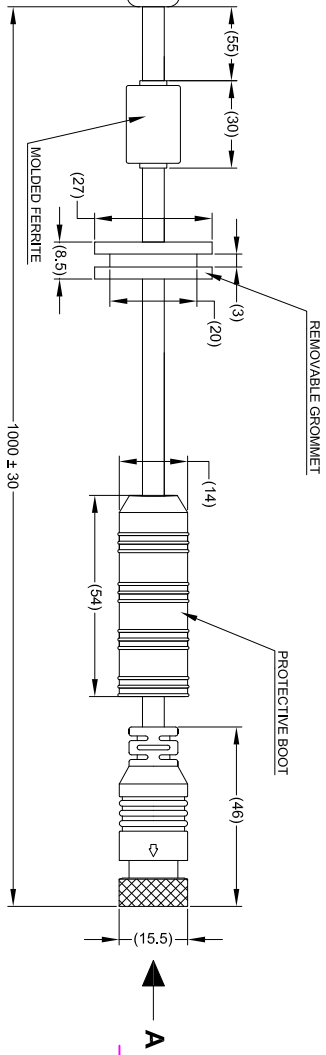
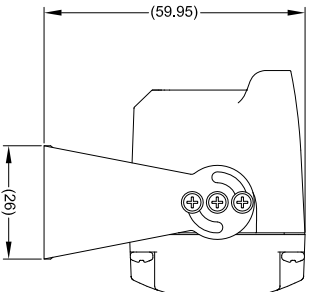
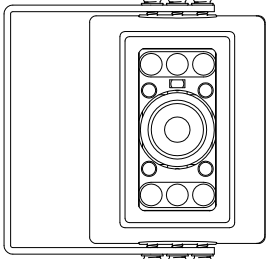
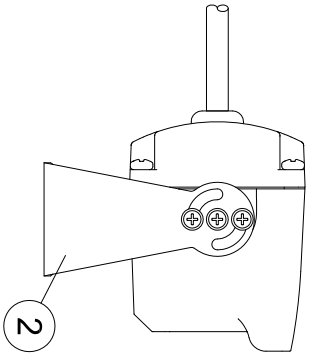
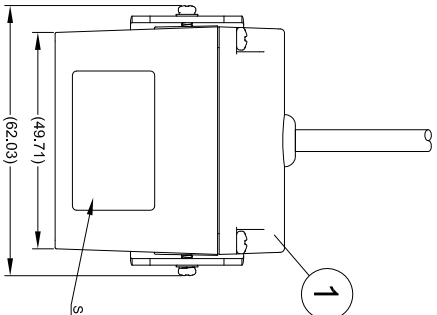
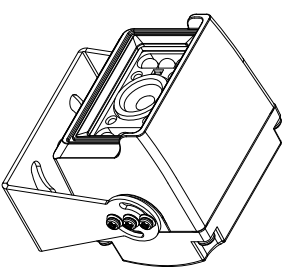


Revision Notes:

Checked By: Approved By: Date Released:

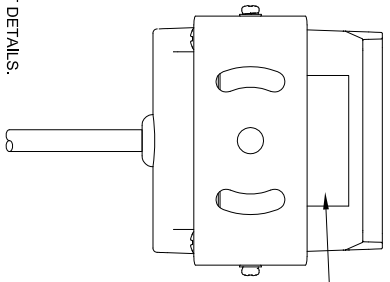
ITEM	STOCK CODE	QTY	DESCRIPTION
1	(#3885)	1	VBV-600C-C CAMERA ONLY
2	(#3887)	1	VBV-600C-BKT CAMERA BRACKET



VIEW A



PIN #	WIRE COLOUR	DESCRIPTION
1	BLUE	12 VDC
2	BLACK	GROUND
3	NOT USED	NOT CONNECTED
4	YELLOW	VIDEO



- NOTES:
- REFER TO COMPONENT DRAWINGS FOR COMPONENT DETAILS.
 - ENSURE PROTECTIVE BOOT IS USED DURING INSTALLATION.
 - FOR PRODUCT LABEL REFER TO DRAWING BE-001450-XX-11.
 - FOR SERIAL NUMBER LABEL REFER TO DRAWING BE-001515-XX-10.

PROPRIETARY NOTICE
 THIS DESIGN AND TECHNICAL INFORMATION APPEARING ON THIS DRAWING IS THE PROPERTY OF BRIGADE ELECTRONICS, AND IS DISCLOSED IN CONFIDENCE. IT IS NOT TO BE COPIED, REPRODUCED, REVISED TO OR EXPROPRIATED BY OTHERS, EITHER IN WHOLE OR IN PART WITHOUT THE EXPRESS WRITTEN CONSENT OF BRIGADE ELECTRONICS.



Assembly PI Approval Angle of Projection Third Angle	Approved by	Checked by	Drawn by
	DKERAL	MBUTLER	JNEWMAN
Status	Units	Scale	Released
RELEASED	mm	N/A	13/06/11
Stock Code	Assembly Ref		
#2809A	VBV-600C		
BE-001618-00-11			